



安全須知



Day-to-day Precautions against Fire

氣體爐灶 Gas appliances

- 應由註冊氣體裝置技工負責安裝，並保持爐灶四周空氣流通。
Installation should be carried out by a Registered Gas Installer. Make sure that the surrounding area is well ventilated.
- 經常檢查氣喉。
Check the gas pipe regularly.

如有懷疑氣體泄漏：
If you suspect there is a gas leak:

- 應關閉氣體總掣，不要觸碰爐灶上任何開關。
Turn off the gas supply by switching off the pressure regulator. Do not touch or operate any ignition switches.
- 打開所有門窗，使室內空氣流通。
Open all windows and doors wide to disperse the gas.



- 切勿開關任何電掣、電器，或在室內使用電話。
Do not operate any electrical switches or electrical appliances, and do not use a telephone inside the unit.

- 若氣體氣味依然濃烈，應即出外打999通知消防處，並通知鄰居疏散，但不要按任何門鈴。

If the smell of gas remains strong, leave the unit immediately and call 999 to report the situation to the Fire Services Department. Then tell your neighbours to evacuate, but without pressing any doorbells.

- 所有室內氣體裝置，包括石油氣瓶及爐具，必須由註冊氣體供應公司人員檢查，並確定安全，才可再次使用。
All gas installations, including gas cylinders and stoves, should not be used again until they have been checked for safety by personnel of registered gas supply company.

使用非對衡式氣體熱水爐 Imbalanced fuel gas water heaters

- 使用非對衡式氣體熱水爐時，必須打開浴室窗戶，保持空氣流通。
Open bathroom windows when using an imbalanced fuel gas water heater for better ventilation.





安全須知

Day-to-day Precautions against Fire

焚燒香燭冥鏹

Burning joss sticks and joss paper

- 香燭及冥鏹應放置於金屬器皿內焚燒，並遠離廢紙及紙盒等易燃物品。

Joss sticks and joss paper should be burnt inside a metal container, well away from combustible items such as waste papers and cardboard boxes.

- 爐灰完全熄滅後始可傾倒。
Ashes must be totally extinguished before disposal.



家居裝修

Home refurbishment

- 住戶裝修家居時，盡可能採用防火及耐燃物料。
Use non-flammable or fire-resistant materials where possible.
- 不應隨意改裝或更換單位內設施，如具有防火功能的廚房門及大門。
Do not tamper with the fixtures of your unit, such as the fire-resistant kitchen doors and main doors.
- 不應隨意改裝露台作其他用途。
Do not use the balcony for purposes other than what it is designed for.

- 切勿在逃生途徑放置裝修材料。
Do not put renovation materials at means of escape.
- 施工時切勿吸煙。
Do not smoke while working.
- 進行焊接或切割工序時格外小心，以免發生火警。
Exercise extra caution during welding and cutting processes to avoid fire hazards.
- 提醒裝修工人妥善處置廢料。
Remind workers to handle waste properly.
- 裝修期間，小心處理油漆、天拿水及其他易燃液體，尤其是一些高度揮發性的易燃液體。如無必要，不應存放易燃物品，例如電油、火水、天拿水等。任何情況下，不可在非指定的危險品倉庫存放超過豁免量的易燃物品。打水晶地蠟後，必須開窗吹散室內積聚的易燃氣體，才可開啟電源或點火。
During the renovation period, handle paint, thinner and other flammable liquids with care, especially flammable liquids with high volatility. Do not store flammable goods such as petrol, kerosene and thinner if not necessary. Do not store flammable goods in excess of their exempted quantity in non-designated dangerous goods stores. After polyurethane polishing, all windows must be opened in order to dissipate the flammable gases accumulated indoor before turning on power or igniting a fire.




安全須知

Day-to-day Precautions against Fire

窗戶

Windows

- 如需安裝窗花，應選擇活動類型，一旦遇上火警可開啟求救及逃生。
Do not install fixed window grilles, as they block escape routes in case of fire.



就寢前檢查單位內設施

Look around before going to bed

- 檢查所有氣體爐具及火水爐，確保總掣已經關上，煙蒂已經熄滅。
Make sure all gas appliances and kerosene stoves have been turned off and cigarette ends extinguished.
- 檢查電器用品(如風扇、電視機、電暖爐)，確定已關上或拔掉插掣。
Make sure all electrical appliances (such as fans, TV sets and heaters) have either been switched off or unplugged.

燃燒油脂或油類起火釀成的火警

For fires caused by burning fat or oil

- 切勿向燃燒中的油脂或油鍋射水。
Do not pour water directly onto burning fat or oil.
- 當火勢蔓延時，可用水灑向四周。
Water should only be squirted on the surroundings if the fire spreads.
- 切勿試圖徒手移走燃燒中的油鍋。
Do not try to move a pan of burning fat with your bare hands.



- 撲滅在鍋中燃燒油脂或油類的火，應先將爐關掉，然後用鍋蓋或盤將鍋蓋好。如衣服、烹飪中的油脂或其他易燃液體着火，應用滅火氈蓋熄火焰。
To extinguish a fire involving fats or oils in a pan, turn off the gas stove and cover the pan with a lid or a plate. If the clothes, cooking fat or other inflammable liquids are on fire; fire blankets should be used to smother the fire.

